



MARABUT, SAMAR (WESTERN SAMAR) - HSWG Partner Reporting Recovery Shelter Activities (as of 06-OCT-2014)

The graphs shown below represent the sum of households who have received (HH reached) or who will receive (HH targeted or underway) recovery shelter support by HSWG partner agencies. Numbers reached are those reported to the HSWG by 6th October 2014. Household number do not represent the total needs by Barangay - for this, consult with relevant Barangay or Municipality. PLEASE NOTE - scale differs in each graph.

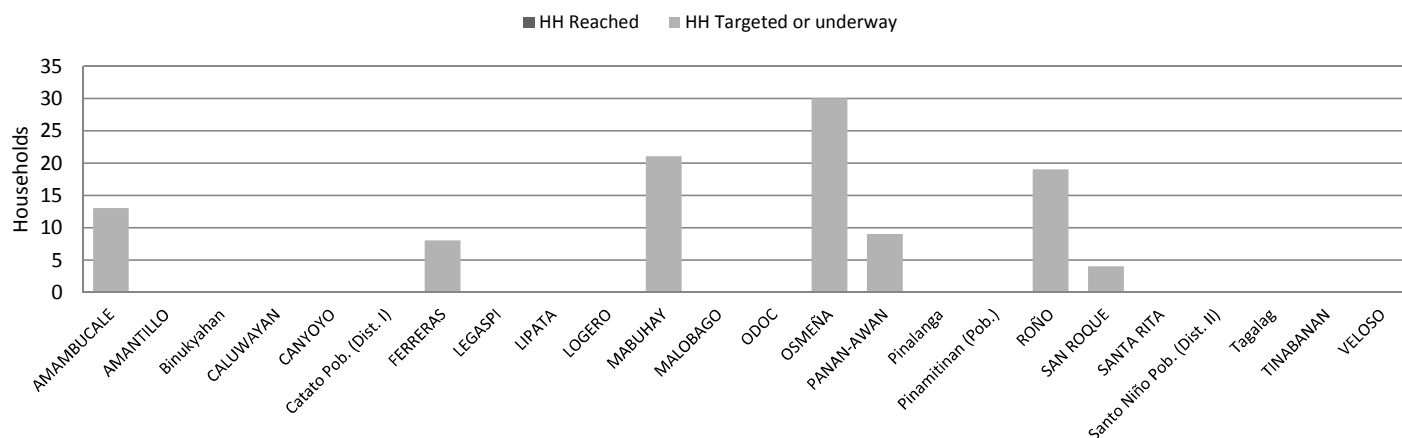
For explanation of intervention types, please see Shelter Cluster Recovery guidelines:

<https://www.sheltercluster.org/Asia/Philippines/Typhoon%20Haiyan%202013/Documents/Recovery%20Shelter%20Guidelines.pdf>

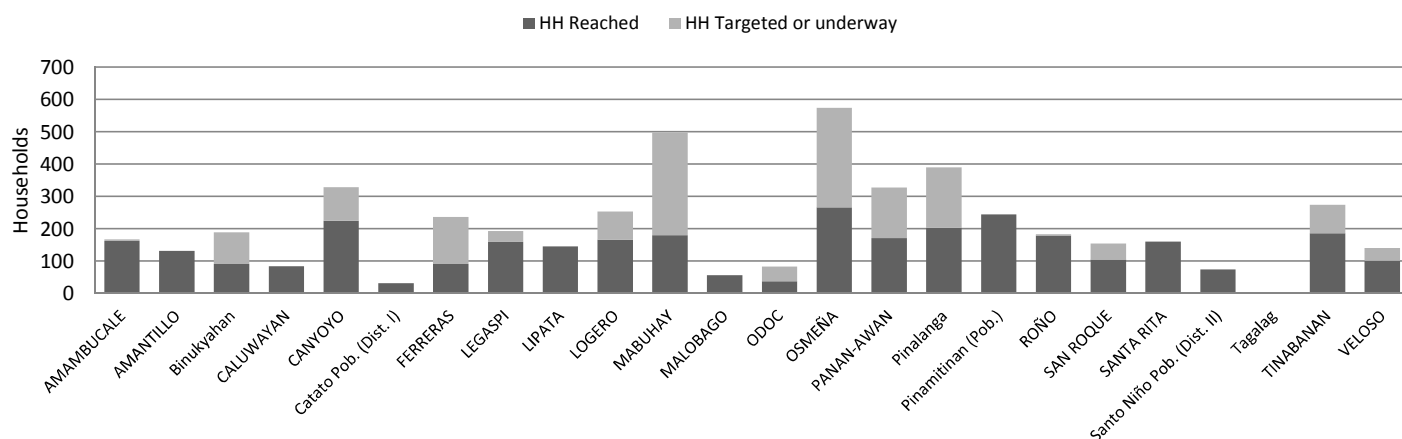
The full data set of HSWG data can be found here:

<https://www.sheltercluster.org/Asia/Philippines/Typhoon%20Haiyan%202013/Documents/20141003%20HSWG%20Database%20for%20website.xlsb>

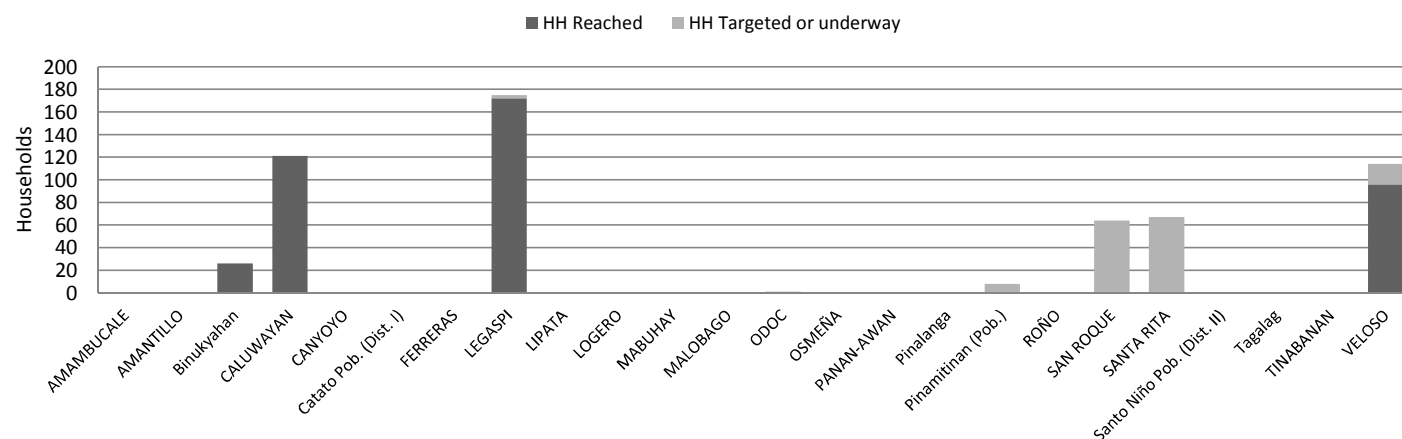
Temporary Shelter



Repairs & Retrofit - Support for Self Recovery Shelter Kit



Repairs & Retrofit - Minor & Major Repairs





MARABUT, SAMAR (WESTERN SAMAR) - HSWG Partner Reporting Recovery Shelter Activities (as of 06-OCT-2014)

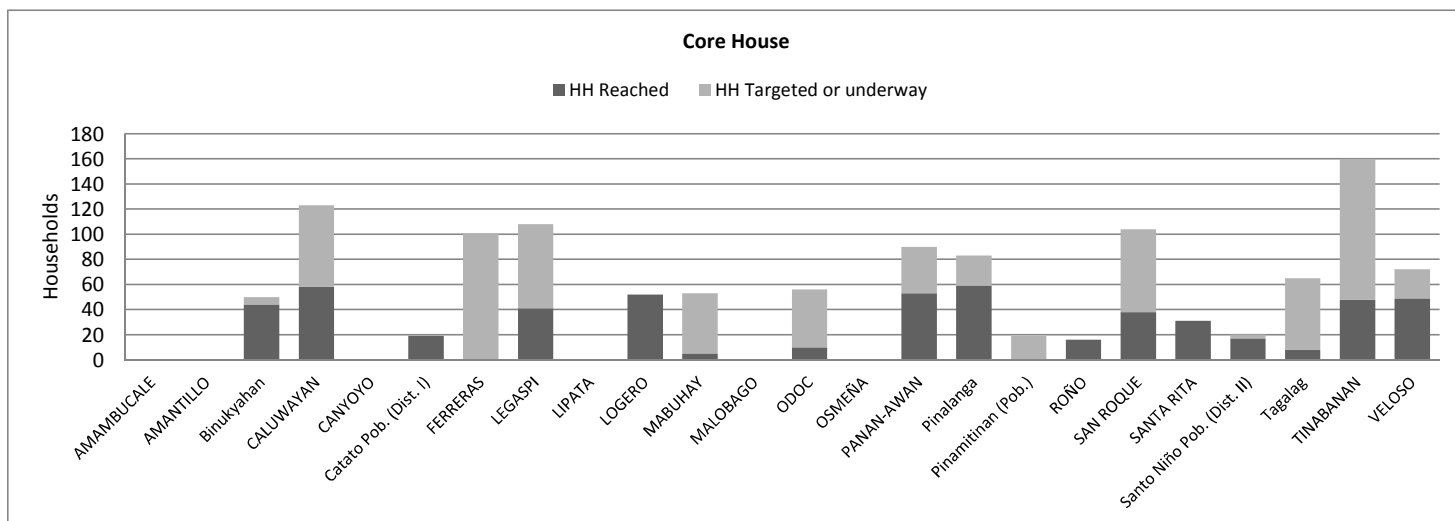
The graphs shown below represent the sum of households who have received (HH reached) or who will receive (HH targeted or underway) recovery shelter support by HSWG partner agencies. Numbers reached are those reported to the HSWG by 6th October 2014. Household number do not represent the total needs by Barangay - for this, consult with relevant Barangay or Municipality. PLEASE NOTE - scale differs in each graph.

For explanation of intervention types, please see Shelter Cluster Recovery guidelines:

<https://www.sheltercluster.org/Asia/Philippines/Typhoon%20Haiyan%202013/Documents/Recovery%20Shelter%20Guidelines.pdf>

The full data set of HSWG data can be found here:

<https://www.sheltercluster.org/Asia/Philippines/Typhoon%20Haiyan%202013/Documents/20141003%20HSWG%20Database%20for%20website.xlsb>





MARABUT - HSWG Partner reporting

Recovery Shelter activities (as of 06-OCT-2014)

Interventions By AGENCIES

The data shown below represent the sum of households who have received (HH reached) or who will receive (HH targeted or underway) recovery shelter support by HSWG partner agencies. Numbers reached are those reported to the HSWG by 6th October 2014. The full data set of HSWG data can be found here:

<https://www.sheltercluster.org/Asia/Philippines/Typhoon%20Haiyan%202013/Documents/20141003%20HSWG%20Database%20for%20website.xlsb>

Agency	Temporary Shelter		Repairs & Retrofit		Core House		Permanent House		Total HH Reached	Total HH Targeted
	HH Reached	HH Targeted	HH Reached	HH Targeted	HH Reached	HH Targeted	HH Reached	HH Targeted		
CECI-CONCERN INC.			319	319					319	319
Food for the Hungry Philippines			463	1,737					463	1,737
NCCP-ACT ALLIANCE					0	146			0	146
Plan International			2,797	2,797					2,797	2,797
PRC - ICRC					277	558			277	558
PRC - Spanish Red Cross			96	257	271	517			367	774
Tdh Lausanne	0	104	0	394					0	498
Grand Total	0	104	3,675	5,504	548	1,221			4,223	6,829



MARABUT - HSWG Partner reporting

Recovery Shelter activities (as of 06-OCT-2014)

Interventions By BARANGAYS

The data shown below represent the sum of households who have received (HH reached) or who will receive (HH targeted or underway) recovery shelter support by HSWG partner agencies. Numbers reached are those reported to the HSWG by 6th October 2014. The full data set of HSWG data can be found [here](https://www.sheltercluster.org/Asia/Philippines/Typhoon%20Haiyan%202013/Documents/20141003%20HSWG%20Database%20for%20website.xlsx):

<https://www.sheltercluster.org/Asia/Philippines/Typhoon%20Haiyan%202013/Documents/20141003%20HSWG%20Database%20for%20website.xlsx>

Barangay	Temporary Shelter		Repairs & Retrofit		Core House		Permanent House		Total HH Reached	Total HH Target
	HH Reached	HH Target	HH Reached	HH Target	HH Reached	HH Target	HH Reached	HH Target		
AMAMBUCALE	0	13	162	167					162	180
AMANTILLO			131	131					131	131
Binukyahan			117	215	44	50			161	265
CALUWAYAN			205	205	58	123			263	328
CANYOYO			224	328					224	328
Catato Pob. (Dist. I)			31	31	19	19			50	50
FERRERAS	0	8	91	236	0	100			91	344
LEGASPI			331	368	41	108			372	476
LIPATA			145	145					145	145
LOGERO			166	253	52	52			218	305
MABUHAY	0	21	180	498	5	53			185	572
MALOBAGO			56	56					56	56
ODOC			37	84	10	56			47	140
OSMEÑA	0	30	266	574					266	604
PANAN-AWAN	0	9	171	327	53	90			224	426
Pinalanga			203	390	59	83			262	473
Pinamitinan (Pob.)			244	252	0	19			244	271
ROÑO	0	19	179	183	16	16			195	218
SAN ROQUE	0	4	105	218	38	104			143	326
SANTA RITA			160	227	31	31			191	258
Santo Niño Pob. (Dist. II)			74	74	17	20			91	94
Tagalag					8	65			8	65
TINABANAN			186	274	48	160			234	434
VELOSO			197	254	49	72			246	326
(blank)			14	14					14	14
Grand Total	0	104	3,675	5,504	548	1,221			4,223	6,829

**MARABUT - HSWG Partner reporting****Recovery Shelter activities (as of 06-OCT-2014)****Interventions By BARANGAYS & AGENCIES**

The data shown below represent the sum of households who have received (HH reached) or who will receive (HH targeted or underway) recovery shelter support by HSWG partner agencies. Numbers reached are those reported to the HSWG by 6th October 2014. The full data set of HSWG data can be found here:

<https://www.sheltercluster.org/Asia/Philippines/Typhoon%20Haiyan%202013/Documents/20141003%20HSWG%20Database%20for%20website.xlsb>

Barangays & Agency	Temporary Shelter		Repairs & Retrofit		Core House		Permanent House		Total HH Reached	Total HH Target
	HH Reached	HH Target	HH Reached	HH Target	HH Reached	HH Target	HH Reached	HH Target		
AMAMBUCALE	0	13	162	167					162	180
Plan International			162	162					162	162
Tdh Lausanne	0	13	0	5					0	18
AMANTILLO			131	131					131	131
Plan International			131	131					131	131
Binukyahan			117	215	44	50			161	265
Food for the Hungry Philippines			47	145					47	145
Plan International			44	44					44	44
PRC - Spanish Red Cross			26	26	44	50			70	76
CALUWAYAN			205	205	58	123			263	328
CECI-CONCERN INC.			113	113					113	113
Plan International			84	84					84	84
PRC - Spanish Red Cross			8	8	58	123			66	131
CANYOYO			224	328					224	328
Food for the Hungry Philippines			33	137					33	137
Plan International			191	191					191	191
Catato Pob. (Dist. I)			31	31	19	19			50	50
Plan International			31	31					31	31
PRC - ICRC					19	19			19	19
FERRERAS	0	8	91	236	0	100			91	344
Food for the Hungry Philippines			15	120					15	120
NCCP-ACT ALLIANCE					0	100			0	100
Plan International			76	76					76	76
Tdh Lausanne	0	8	0	40					0	48
LEGASPI			331	368	41	108			372	476
CECI-CONCERN INC.			110	110					110	110
Plan International			159	159					159	159
PRC - Spanish Red Cross			62	65	41	108			103	173
Tdh Lausanne			0	34					0	34
LIPATA			145	145					145	145
Plan International			145	145					145	145
LOGERO			166	253	52	52			218	305
Food for the Hungry Philippines			37	124					37	124
Plan International			129	129					129	129
PRC - ICRC					52	52			52	52
MABUHAY	0	21	180	498	5	53			185	572
Food for the Hungry Philippines			87	296					87	296
Plan International			93	93					93	93
PRC - ICRC					5	53			5	53
Tdh Lausanne	0	21	0	109					0	130
MALOBAGO			56	56					56	56
Plan International			56	56					56	56
ODOC			37	84	10	56			47	140
Food for the Hungry Philippines			18	64					18	64
NCCP-ACT ALLIANCE					0	46			0	46
Plan International			19	19					19	19
PRC - Spanish Red Cross			0	1	10	10			10	11
OSMEÑA	0	30	266	574					266	604
Food for the Hungry Philippines			71	359					71	359
Plan International			195	195					195	195
Tdh Lausanne	0	30	0	20					0	50
PANAN-AWAN	0	9	171	327	53	90			224	426

MARABUT - HSWG Partner reporting

Recovery Shelter activities (as of 06-OCT-2014)

Interventions By BARANGAYS & AGENCIES

The data shown below represent the sum of households who have received (HH reached) or who will receive (HH targeted or underway) recovery shelter support by HSWG partner agencies. Numbers reached are those reported to the HSWG by 6th October 2014. The full data set of HSWG data can be found here:

<https://www.sheltercluster.org/Asia/Philippines/Typhoon%20Haiyan%202013/Documents/20141003%20HSWG%20Database%20for%20website.xlsx>

Barangays & Agency	Temporary Shelter		Repairs & Retrofit		Core House		Permanent House		Total HH Reached	Total HH Target
	HH Reached	HH Target	HH Reached	HH Target	HH Reached	HH Target	HH Reached	HH Target		
Food for the Hungry Philippines			65	215					65	215
Plan International			106	106					106	106
PRC - ICRC					53	90			53	90
Tdh Lausanne	0	9	0	6					0	15
Pinalanga			203	390	59	83			262	473
Food for the Hungry Philippines			76	263					76	263
Plan International			127	127					127	127
PRC - ICRC					59	83			59	83
Pinamitinan (Pob.)			244	252	0	19			244	271
Plan International			244	244					244	244
PRC - Spanish Red Cross			0	8	0	19			0	27
ROÑO	0	19	179	183	16	16			195	218
Plan International			179	179					179	179
PRC - ICRC					16	16			16	16
Tdh Lausanne	0	19	0	4					0	23
SAN ROQUE	0	4	105	218	38	104			143	326
Plan International			105	105					105	105
PRC - Spanish Red Cross			0	64	38	104			38	168
Tdh Lausanne	0	4	0	49					0	53
SANTA RITA			160	227	31	31			191	258
Plan International			160	160					160	160
PRC - Spanish Red Cross			0	67	31	31			31	98
Santo Niño Pob. (Dist. II)			74	74	17	20			91	94
Plan International			74	74					74	74
PRC - ICRC					17	20			17	20
Tagalag					8	65			8	65
PRC - ICRC					8	65			8	65
TINABANAN			186	274	48	160			234	434
Plan International			186	186					186	186
PRC - ICRC					48	160			48	160
Tdh Lausanne			0	88					0	88
VELOSO			197	254	49	72			246	326
CECI-CONCERN INC.			96	96					96	96
Plan International			101	101					101	101
PRC - Spanish Red Cross			0	18	49	72			49	90
Tdh Lausanne			0	39					0	39
(blank)			14	14					14	14
Food for the Hungry Philippines			14	14					14	14
Grand Total	0	104	3,675	5,504	548	1,221			4,223	6,829